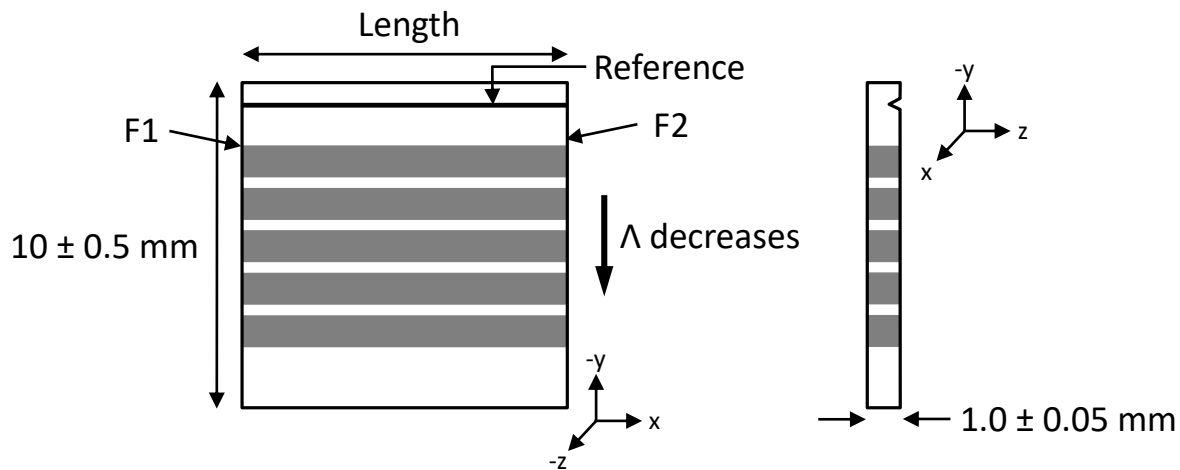


Device Specification

MDFG3-1.0-xx

Version 1.0/2017



[Image for reference only. Not to scale.]

Description MgO doped PPLN DFG crystal for 1064nm and 1480-2128nm

Thickness(z) 1.0mm± 0.05mm

Width(y) 10mm±0.5mm

Length(x) 40mm±0.5mm, 20mm±0.5mm, 10mm±0.2mm, 5mm±0.1mm, 3mm±0.1mm, 1mm±0.1mm

Periods(Λ) 29.52, 29.98, 30.49, 31.02, 31.59 μ m

NOTES:

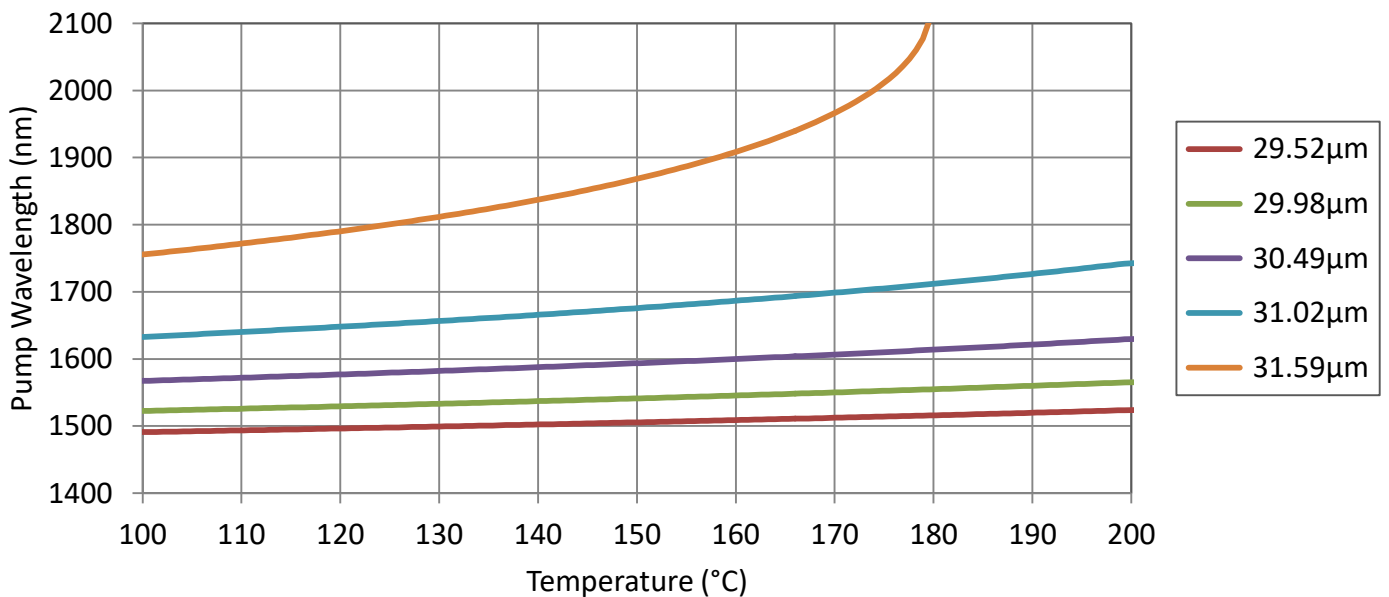
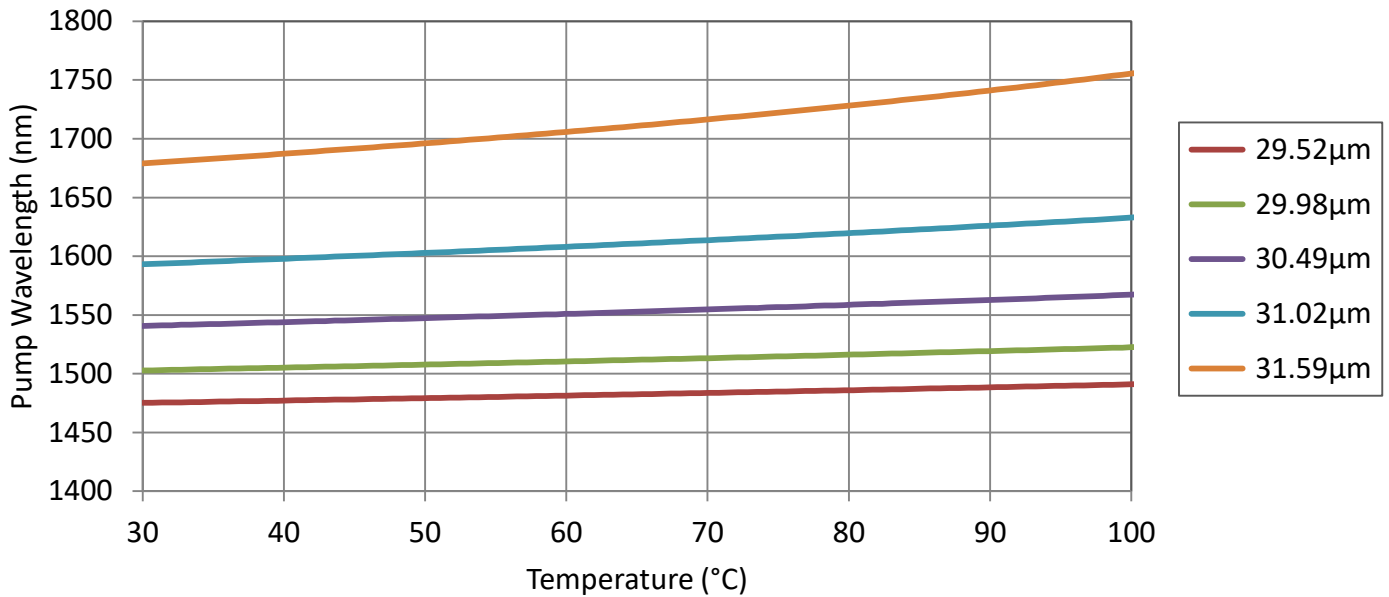
- 1 The DFG device material is Magnesium doped Lithium Niobate with five periodically poled gratings. Each grating is 1.0mm wide with individual periods as listed above. A saw-cut reference mark is provided on the +z face of the crystal to determine the largest grating period (see above diagram). Each poled grating is separated by 0.2mm wide regions of unpoled material.
- 2 The average mark-to-space ratio of each grating is better than 70:30.
- 3 Each device is etched to make the poled gratings visible. Due to the wet-etch nature of this process the top and bottom surface finish of each device may appear cloudy or uneven.
- 4 Perpendicularity of input/output facets F1 and F2 to gratings is within $\pm 0.15^\circ$. Parallelism between end facets F1 and F2 is within ± 5 minutes.
- 5 Optical finish of facets F1 and F2 is within 20/10 scratch dig with $\lambda/8@1064\text{nm}$. No more than two 100 μ m size chips per end facet.
- 6 AR coated to $R < 1.5\%$ @ 1064nm & to $R < 1\%$ @ 1400-1800nm & To $R \sim 6\%-3\%$ @ 2600-4800nm, on both input/output facets.

Device Specification

MDFG3-1.0-xx

version 1.0/2017

DFG Tuning Curve 1064nm Pump



Please note these are calculated tuning curves only and actual values may vary.

For more information, please contact us at:

tel: +44 (0)1794 521 638

fax: +44 (0)8709 289 714

email: sales@covesion.com

www.covesion.com

Covesion Ltd. Unit A7, The Premier Centre, Premier Way, Romsey, SO51 9DG, UK

Registered in England No. 06338847, VAT No. 943 1896 00

Copyright © 2017 Covesion Ltd.

