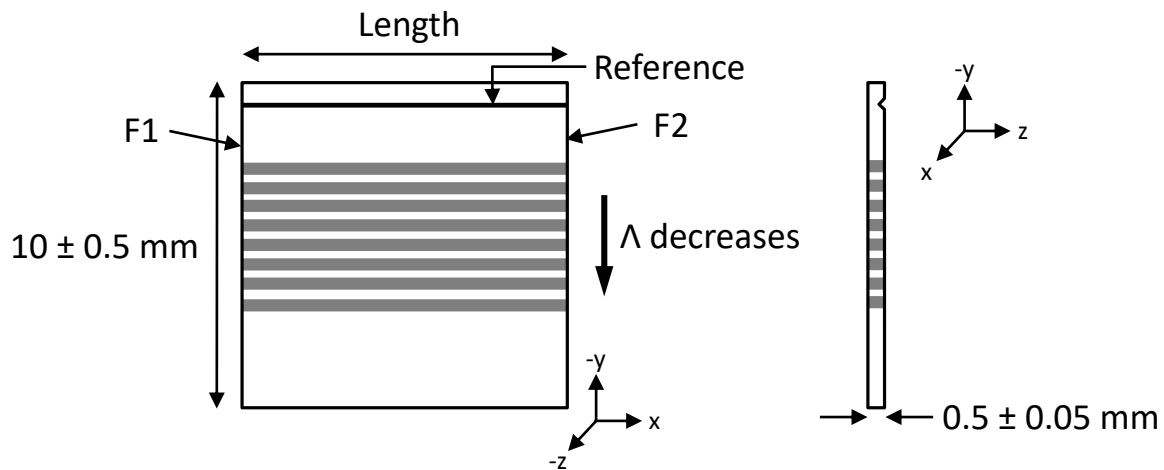


Device Specification

MSHG1350-0.5-xx

version 1.0/2016



[Image for reference only. Not to scale.]

Description MgO doped PPLN SHG crystal for 1300-1400nm pump
Thickness(z) $0.5\text{mm} \pm 0.05\text{mm}$
Width(y) $10\text{mm} \pm 0.5\text{mm}$
Length(x) $1\text{mm} \pm 0.1\text{mm}$ and $3\text{mm} \pm 0.1\text{mm}$
Periods(Λ) 15.20, 14.80, 14.40, 14.00, 13.60, 13.20, 12.80 and $12.40\mu\text{m}$

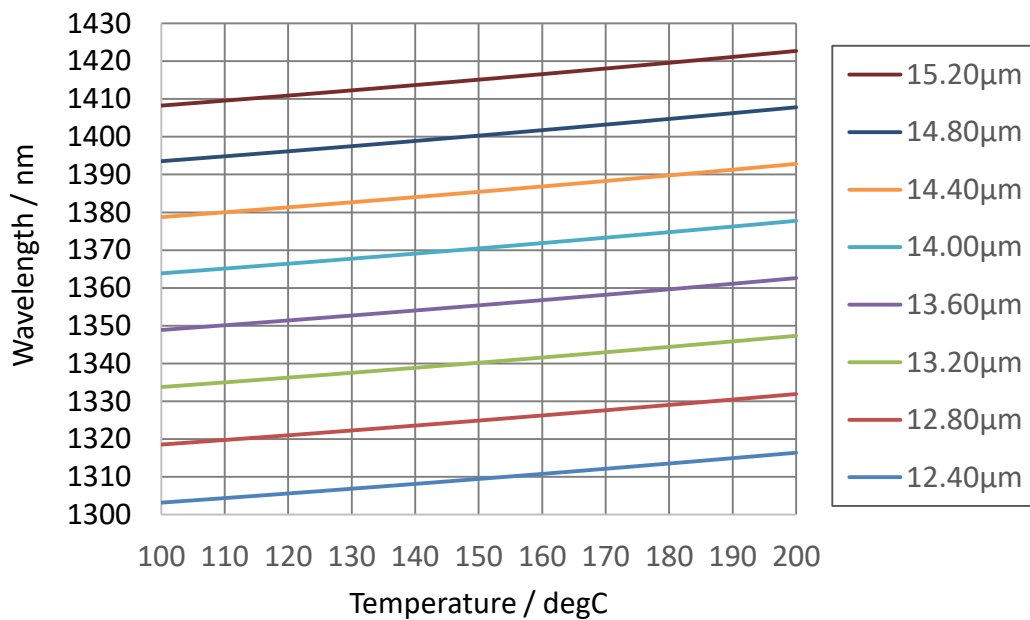
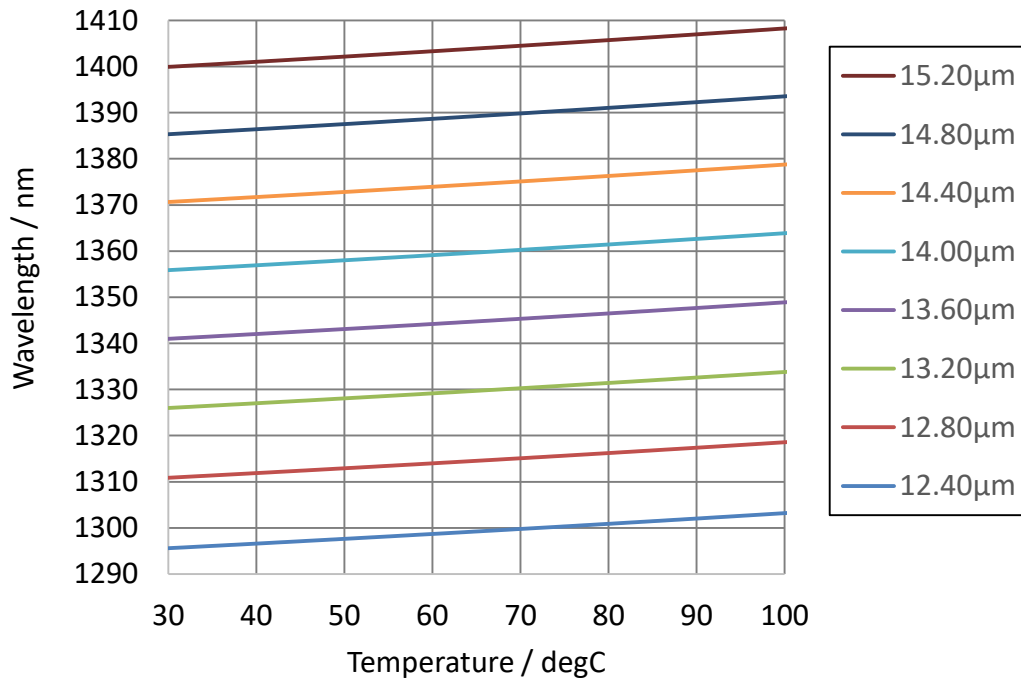
NOTES:

- 1 The SHG device material is Magnesium doped Lithium Niobate with eight periodically poled gratings. Each grating is 0.5mm wide with individual periods as listed above. A saw-cut reference mark is provided on the +z face of the crystal to determine the largest grating period (see above diagram). Each poled grating is separated by 0.2mm wide regions of unpoled material.
- 2 The average mark-to-space ratio of each grating is better than 70:30.
- 3 Each device is etched to make the poled gratings visible. Due to the wet-etch nature of this process the top and bottom surface finish of each device may appear cloudy or uneven.
- 4 Perpendicularity of input/output facets F1 and F2 to gratings is within $\pm 0.15^\circ$. Parallelism between end facets F1 and F2 is within ± 5 minutes.
- 5 Optical finish of facets F1 and F2 is within 20/10 scratch dig with $\lambda/8@1064\text{nm}$. No more than two $100\mu\text{m}$ size chips per end facet.
- 6 Dual coating to less than $R < 1\%$ at 675 & 1350nm on both input/output facets.

Device Specification

MSHG1350-0.5-xx

version 1.0/2016



Please note these are calculated tuning curves only and actual values may vary.

For more information, please contact us at:

tel: +44 (0)1794 521 638

fax: +44 (0)8709 289 714

email: sales@covesion.com

www.covesion.com

Covesion Ltd. Unit A7, The Premier Centre, Premier Way, Romsey, SO51 9DG, UK

Registered in England No. 06338847, VAT No. 943 1896 00

Copyright © 2016 Covesion Ltd.

