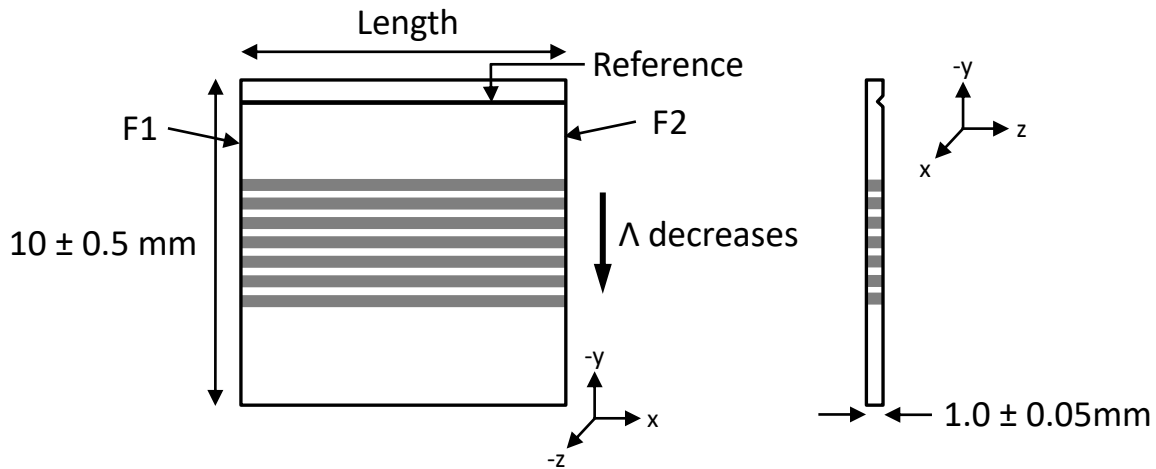


Device Specification

MSHG1120-1.0-xx

version 2.0/2021



[Image for reference only. Not to scale.]

Description MgO doped PPLN SHG crystal for 1106-1160nm pump

Thickness(z) 1.0mm±0.05mm

Width(y) 10mm±0.5mm

Length(x) 40mm±0.5mm, 20mm±0.5mm, 10mm±0.2mm, 3mm±0.1mm, 1mm±0.1mm

Periods(Λ) 7.87, 7.99, 8.11, 8.23, 8.35, 8.47, 8.59 μ m

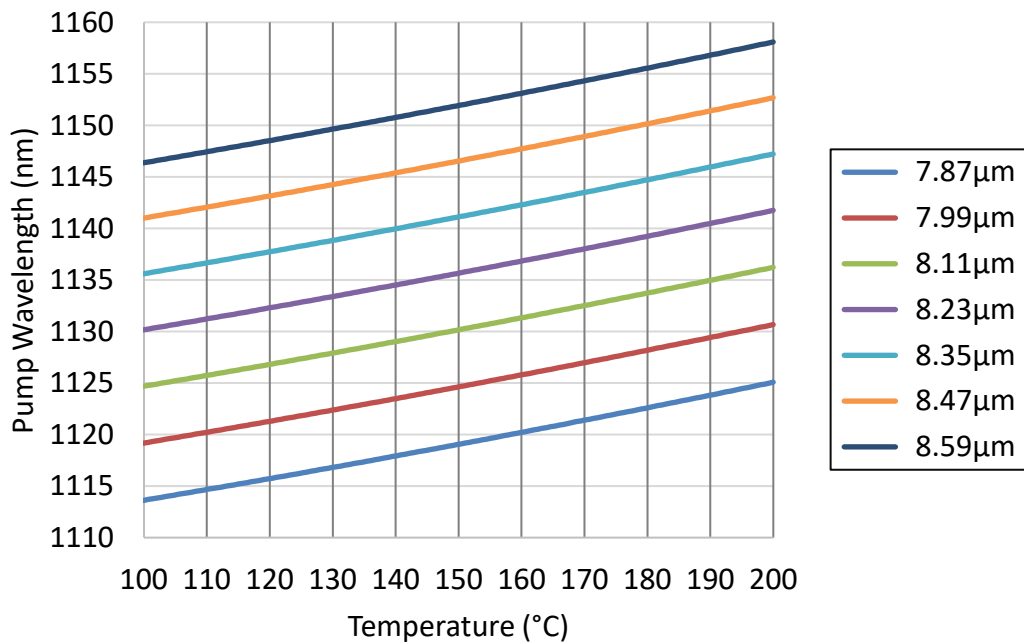
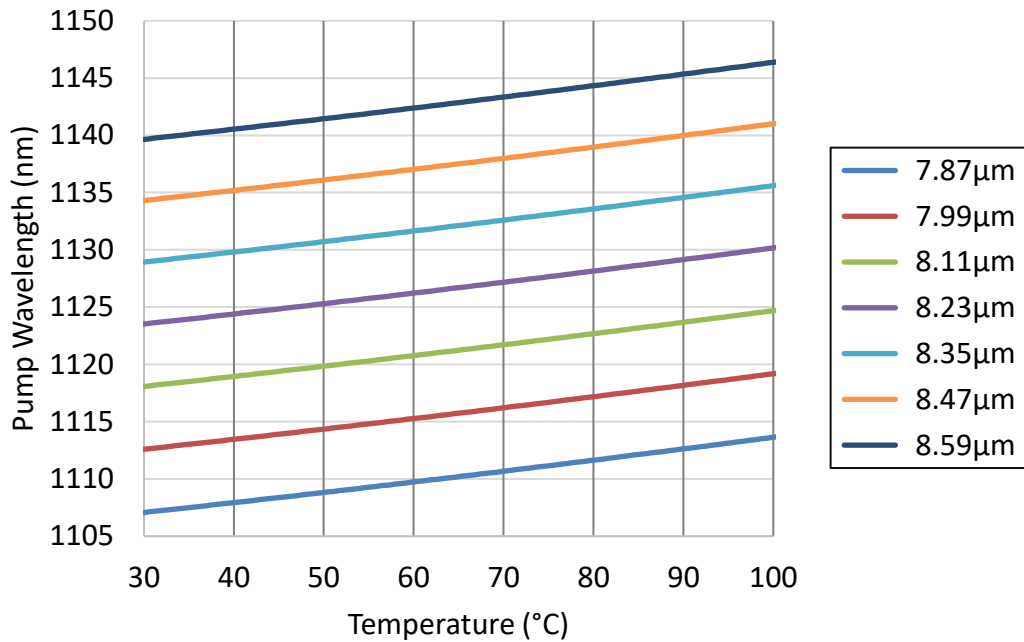
NOTES:

- 1 The SHG device material is Magnesium doped Lithium Niobate with seven periodically poled gratings. Each square aperture grating is 1.0mm wide with individual periods as listed above. A saw-cut reference mark is provided on the +z face of the crystal to determine the largest grating period (see above diagram). Each poled grating is separated by 0.05mm wide regions of unpoled material.
- 2 The average mark-to-space ratio of each grating is better than 70:30.
- 3 Each device is etched to make the poled gratings visible. Due to the wet-etch nature of this process the top and bottom surface finish of each device may appear cloudy or uneven.
- 4 Perpendicularity of input/output facets F1 and F2 to gratings is within $\pm 0.15^\circ$. Parallelism between end facets F1 and F2 is within ± 5 minutes.
- 5 Optical finish of facets F1 and F2 is within 20/10 scratch dig with $\lambda/8@1064\text{nm}$. No more than two 100 μm size chips per end facet.
- 6 Dual coating to less than R<1% at 560 & 1120nm on both input/output facets.

Device Specification

MSHG1120-1.0-xx

version 2.0/2021



Please note these are calculated tuning curves only and actual values may vary.

For more information, please contact us at:

tel: +44 (0)1794 521 638

email: sales@covesion.com

www.covesion.com